

Rosenberger

Miniature Low PIM RF Coax Connector System

NEX10™

COMMUNICATION





Rubber Boot and Multi Coax Standardized in NEX10™

Rubber Boot

Even if jumpers comply with IP68, in some cases it may be necessary to add more protection due to extreme weather conditions. The Rosenberger rubber boot is an ideal alternative to tape. Whether pre-installed in the factory or installed in the field, the rubber boot provides a fast, easy and durable solution.

The NEX10™ female connector has a designated sealing area for weather protection boots. On screw-type connectors, the boot is pushed over the coupling nut after tightening. On push-pull connectors, the boot enables one-step installation for the interface. The boot sits tight on the quick lock mechanism and slides into place when the cable is connected to the equipment. Simply pull back the boot to disconnect the cable.

Features & Benefits

- Self-lubricating for fast and easy installation
- Reusable
- UV resistant
- IP68
- Dedicated sealing area on universal jack
- Support high density radio- and antenna ports

Multi Coax

The increasing number of jumper connections per site has resulted in the need for a Multi Coax connector. The NEX10™ Multi Coax connector provides 4 NEX10™ interfaces within one connector on the same form factor as a 7-16 connector. For very narrow applications, a push-pull version is available.

Features & Benefits

- Reduced installation time
- Smaller form factor as single connectors
- Same outstanding electrical performance as 4 single NEX10™
- Foolproof – no swapped links



Compact Size for Small Cells

NEX10™: Miniature Low PIM RF Coaxial Connector System for Small Cells

As a leading global manufacturer of RF products, Rosenberger is an active partner in a development group tasked with providing innovative solutions for the telecommunications industry.

The new NEX10™ connector system is designed to meet the existing and future demands of small cell and upcoming 5G networks. The NEX10™ interface offers very low PIM performance in a robust design and compact size.

Connectors in Comparison – Technical Data

Connector Type	NEX10™	4.3-10
Impedance	50 Ω	50 Ω
Frequency range	DC to 20 GHz	DC to 12 GHz
PIM (Passive Intermodulation)	≥ 166 dBc @ 2 × 43 dBm	≥ 166 dBc @ 2 × 43 dBm
Return loss (typical)	≥ 36 dB @ DC to 6 GHz	≥ 36 dB @ DC to 4 GHz
	≥ 30 dB @ 6 - 10 GHz	≥ 32 dB @ 4 - 6 GHz
	≥ 20 dB @ 10 - 20 GHz	
Mating cycles	≥ 100 (standard application)	≥ 100 (standard application)
	≥ 500 for test and measurement types	
Engagement force (push-pull)	50 N typical	100 N typical
Disengagement force (push-pull)	40 N typical	80 N typical
Recommended torque (screw type)	3 Nm	5 Nm
Degree of protection	IP 68 (@ 1 m, 24 hours)	IP 68 (@ 25 m, 1 hour)



Difference in assembly size NEX10™ vs. 4.3-10

Guaranteeing PIM Stability

Features & Benefits

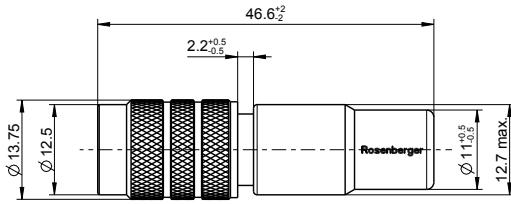
- Separation of electrical contact from the mechanical reference, which yields a low PIM and high RL performance regardless of the coupling mechanism or applied torque
- Robust design optimized for ¼" corrugated cable, preventing any damage in the event of cable movement or vibration
- Contact areas protected against damage during handling
- Elimination of installation errors
- Excellent RL performance up to 20 GHz and high screening efficiency, offering reliable electrical performance
- Small size, minimum flange height of 12.7 mm allowing compact and lightweight modules
- Two possible mechanical connections – screw type and push-pull – providing flexibility during installation
- Interface-specific weather protection boot providing a uniform and tested solution as a standard product

Applications

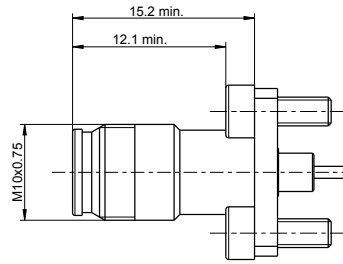
The NEX10™ interface is the ideal candidate for applications requiring PIM stability in a compact size, such as small cells, distributed antenna systems (DAS), in-building architecture, and MIMO.

- In small cell applications, NEX10™ is particularly suitable for challenging space restrictions and electrical performance requirements
- In low-power base stations, NEX10™ can be used for interconnections in the remote radio head (RRH) and as an interface on the antenna and jumpers
- In multi-operator/multiband DAS, NEX10™ can be used where RF signals have to be combined, terminated, or distributed to antennas
- Blind mate for panel as well as testing and measurement
- The multi coax connector will speed up the installation especially in MIMO applications by covering 4 signal paths with one mechanical connection

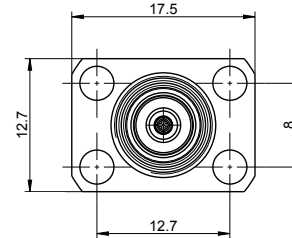
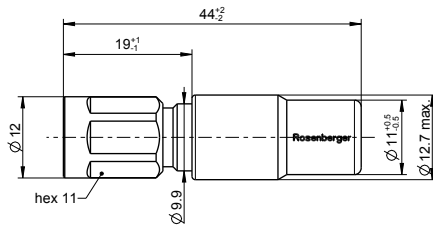
Push-Pull



Universal Jack



Screw (HEX)



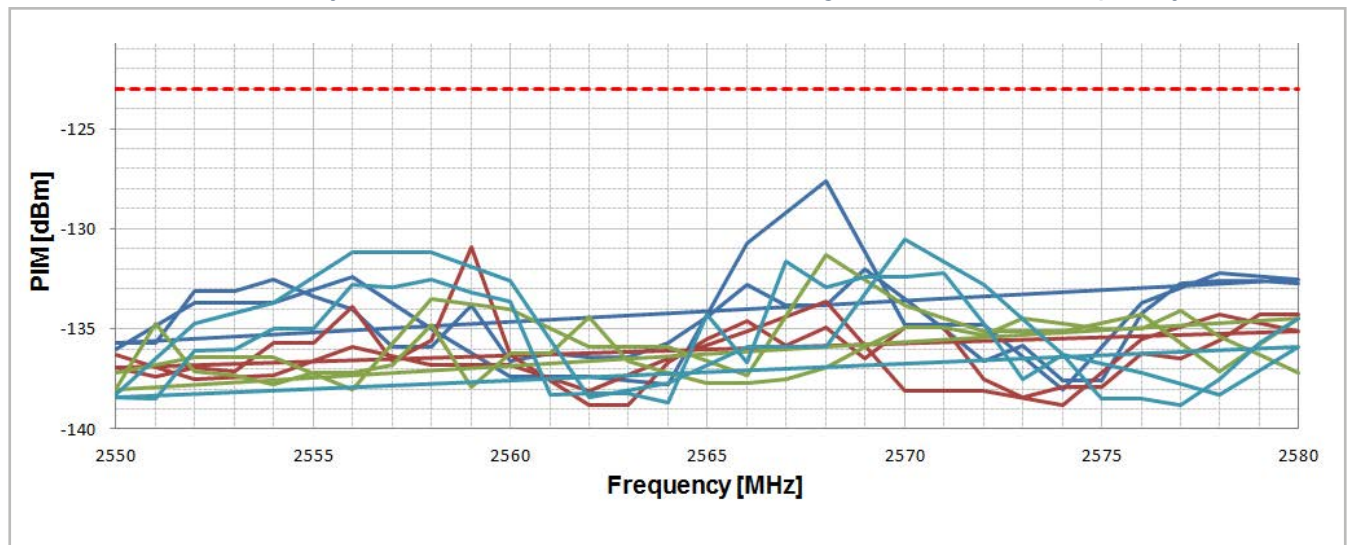
Robust and Low PIM Connector

Designed to Meet the Future Demands of Upcoming 5G Networks

High-speed data transmission in today's global mobile communication networks demands a highly efficient network infrastructure. Passive intermodulation (PIM) in a network can cause serious interference, significantly degrade the network quality, and impact on KPI figures.

The NEX10™ interface has been designed using the many years of experience gained in the field of low PIM connector design to develop a robust, small-size low PIM connector.

NEX10™ cable assembly PIM measurement with 2 x 20 W signals in UMTS II frequency band





NEX10™ Website

For more information refer to our website:
www.rosenberger.com/nex10

Rosenberger

Hochfrequenztechnik GmbH & Co. KG

Hauptstraße 1 | 83413 Fridolfing

P.O. Box 1260 | 84526 Tittmoning

Germany

Phone +49 (0)8684 18-0

info@rosenberger.de

www.rosenberger.com

Certified by ISO/TS 16949 · DIN EN 9100 · ISO 9001 · ISO 14001

Order No.

pA 336456 · Info530NEX10Fly
2000/2016

Rosenberger® is a registered trademark by Rosenberger Hochfrequenztechnik GmbH & Co. KG.
All rights reserved.

© Rosenberger 2016